



Grant Writing Workshop

Dr. Mark Bailey

Pacific University College of Education

Writing Your Next Grant

1. Read grant very carefully
2. Pay attention to assessment
3. Define and refine your idea
4. Match grant parameters
5. Inspiration, innovation, operationalization
6. Be persistent

Some Keys


- Employ action verbs (facilitate, transform, metamorphosis, catalyst, empower...)
- Stress sustainability
- Note dissemination
- Congruent conceptual constructs
- Energy
- Proof read
- KISS!

Imagine your next project:

In one sentence, what is your idea?


1. **Context.** Who are you? What strengths/experiences do you have?

2. **Need for the project.** Why this? Why now? What difference will it make?




3. **Project Design**

- Essence of project




- Goals and objectives for the project



- What will the students do differently?

A large, empty rectangular box with a thin black border, intended for students to write their answers to the question above.

- What will you do differently?

A large, empty rectangular box with a thin black border, intended for students to write their answers to the question above.

- How will this be sustainable?

A large, empty rectangular box with a thin black border, intended for students to write their answers to the question above.

4. Project Evaluation

- Formative evaluation strategies:

- Summative evaluation strategies:

- Dissemination strategies:

5. Project Management

Timeline	Activity	Personnel responsible

6. Resources Appropriate for this Grant Proposal:

Item	Purpose	Cost

7. Potential Sources for this Grant:

--